

Format of holding of specified securities

1	Name of Listed Entity	STEEL EXCHANGE INDIA LIMITED	
2	Scrip Code/Name of Scrip/Class of Security		
3	Share Holding Pattern Filed under Reg.31(1)(a)/Reg.31(1)(b)/Reg.31(1) (c) a. If under 31(1)(b) then indicate the report for Quarter ending b. If under 31(1)(c) then indicate date of allotment/extinguishment	Regulation 31(1)(b) 2021-06-30 Not Applicable	
4	Declaration: The Listed entity is required to submit the following declaration to the extent of submission of information:		
	Particulars	Yes*	No*
	1. Whether the Listed Entity has issued any partly paid up shares?		No
	2. Whether the Listed Entity has issued any Convertible Securities or Warrants?		No
	3. Whether the Listed Entity has any shares against which depository receipts are issued?		No
	4. Whether the Listed Entity has any shares in locked-in?	Yes	
	5. Whether any shares held by promoters are pledge or otherwise encumbered?	Yes	
	* If the Listed Entity selects the option 'No' for the questions above, the columns for the partly paid up shares, Outstanding Convertible Securities/ Warrants, depository receipts, locked-in shares, No of shares pledged or otherwise encumbered by promoters, as applicable, shall not be displayed at the time of dissemination on the Stock Exchange website. Also wherever there is 'No' declared by Listed Entity in above table the values will be considered as 'Zero' by default on submission of the format of		
5	The tabular format for disclosure of holding of specified securities is as follows:-		




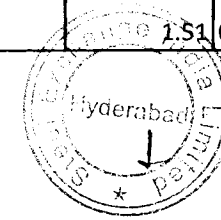
Table I - Summary Statement holding of specified securities

Category	Category of shareholder	Nos. of share holders	No. of fully paid up equity shares held	No. of Partly paid-up equity Shares held	No. of shares underlying Depository Receipts	Total nos. shares held	Shareholding as a % of total no. of shares (calculated as per SCRR 1957)	Number of Voting Rights held in each				No. of Shares Underlying convertible securities (including Warrants)	Shareholding as a % assuming full conversion of convertible securities (as a percentage of diluted share capital)	Number of Locked		Number of Shares		Number of equity shares held in dematerialized form
								Class EQUITY	Class Y	Total	Total as a % of (A+B+C)			No. (a)	As a % of total Shares held (b)	No. (a)	As a % of total Shares held (b)	
(I)	(II)	(III)	(IV)	(V)	(VI)	(VII) = (IV)+(V)+(VI)	(VIII) As a % of (A+B+C2)	(IX)				(X)	(XI) = (VII)+(X) As a % of (A+B+C2)	(XII)		(XIII)		(XIV)
(A)	Promoter & Promoter Group	19	43848873	0	0	43848873	49.78	43848873	0	43848873	49.78	0	49.78	16463674	37.55	35685099	81.38	43848873
(B)	Public	48094	44232304	0	0	44232304	50.22	44232304	0	44232304	50.22	0	50.22	4404059	9.96	0	0	40275199
(C)	Non Promoter- Non Public	0	0	0	0	0	0	0	0	0	0	0	0	0	0	0	0	0
(C1)	Shares underlying DRs	0	0	0	0	0	0	0	0	0	0	0	0	0	0	0	0	0
(C2)	Shares held by Employee Trusts	0	0	0	0	0	0	0	0	0	0	0	0	0	0	0	0	0
	Total	48113	88081177	0	0	88081177	100	88081177	0	88081177	100	0	100	20867733	23.69	35685099	40.51	84124072

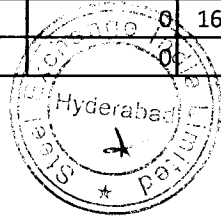


Table II - Statement showing shareholding pattern of the Promoter and Promoter Group

Category	Category of shareholder	Pan Number	Nos. of shareholders	No. of fully paid up equity shares held	Partly paid-up equity Shares held	No. of shares underlying Depository Receipts	Total nos. shares held	Shareholding % calculated as per SCRR, 1957	Number of Voting Rights held in each class of securities				No Of Shares Underlying Outstanding Convertible Securities(Including Warrants)	TOTAL Shareholding as a% assuming full conversion of convertible securities as a percentage	Number Of Locked in Shares		Number Of Shares Pledged Or Otherwise encumbered		Number Of Equity Shares Held in Dematerialized Form
									Class EQUITY	Class Y	Total	Total as a % of (A+B+ C)			No. (a)	As a % of total Shares held (b)	No. (a)	As a % of total Shares held (b)	
	(I)	(II)	(III)	(IV)	(V)	(VI)	(VII) =IV+V+VI)	(VIII)	(IX)				(X)	(XI) = (VII)+(X) as a % of A+B+C2	(XII)		(XIII)		(XIV)
(1)	Indian				0	0		0		0		0		0		0		0	
(a)	Individuals/Hindu Undivided Family		16	14520502	0	0	14520502	16.49	14520502	0	14520502	16.49	0	16.49	8135922	56.03	9132334	62.89	9392298
	BAVINENI JYOTHI KIRAN IN30102220309846	AARPB2773J		1127964	0	0	1127964	1.28	1127964	0	1127964	1.28	0	1.28	0	0	1127964	100	1127964
	VEERAMACHANENI VENKATA KRISHNA RAO IN30102220309977	ABAPV6778P		643736	0	0	643736	0.73	643736	0	643736	0.73	0	0.73	0	0	643736	100	643736
	V RAJYA LAKSHMI IN30232410426244	ABXPV5842R		340908	0	0	340908	0.39	340908	0	340908	0.39	0	0.39	0	0	340908	100	340908
	VEERAMACHANENI SRIJAN BABU IN30232410409996, IN30286310322178	ACDPV2936P		114886	0	0	114886	0.13	114886	0	114886	0.13	0	0.13	0	0	114886	100	114886
	BANDI JAYA PADMAVATHI IN30102220309888	ACHPB2275M		1325646	0	0	1325646	1.51	1325646	0	1325646	1.51	0	1.51	0	0	1325646	100	1325646



	K V BHASKAR IN30232410422573	ACOPK0541N	146328	0	0	146328	0.17	146328	0	146328	0.17	0	0.17	0	0	0	146328		
	SATISH KUMAR BANDI IN30286310478209	AEDPB5957N	645944	0	0	645944	0.73	645944	0	645944	0.73	0	0.73	0	0	645944	100	645944	
	SURESH KUMAR BANDI 1203810000188292, IN30102220309900	AESPB9338L	4114052	0	0	4114052	4.67	4114052	0	4114052	4.67	0	4.67	4114052	100	1549950	37.67	1549950	
	BAVINENI SURESH IN30102220309879	AESPB9378J	2420401	0	0	2420401	2.75	2420401	0	2420401	2.75	0	2.75	2420401	100	1138350	47.03	1138350	
	BAVINENI LAVANYA IN30102220309959	AETPB2695F	491146	0	0	491146	0.56	491146	0	491146	0.56	0	0.56	0	0	491146	100	491146	
	RAJESH BAVINENI IN30102220309942	AETPB3282J	775336	0	0	775336	0.88	775336	0	775336	0.88	0	0.88	0	0	775336	100	775336	
	BANDI RAMESH KUMAR IN30102220309897	AETPB8748M	1601469	0	0	1601469	1.82	1601469	0	1601469	1.82	0	1.82	1601469	100	319418	19.95	319418	
	SUDHA B IN30286310478397	AEVPB1927Q	8000	0	0	8000	0.01	8000	0	8000	0.01	0	0.01	0	0	8000	100	8000	
	BANDI SUGUNA IN30232410411376	AFAPB7146P	433150	0	0	433150	0.49	433150	0	433150	0.49	0	0.49	0	0	433150	100	433150	
	K JELUSIA IN30232410425574	AFXPK6531J	113636	0	0	113636	0.13	113636	0	113636	0.13	0	0.13	0	0	0	0	113636	
	BANDI ARUNAKANTHI IN30232411078352	AGEPB0436H	217900	0	0	217900	0.25	217900	0	217900	0.25	0	0.25	0	0	217900	100	217900	
(b)	Central Government/State		0	0	0	0	0	0	0	0	0	0	0	0	0	0	0	0	
(b)	Fincial Institutions/Banks		0	0	0	0	0	0	0	0	0	0	0	0	0	0	0	0	
(d)	Any Other		0	0	0	0	0	0	0	0	0	0	0	0	0	0	0	0	
(e)	Bodies Corporate		2	29116867	0	0	29116867	33.06	29116867	0	29116867	33.06	0	0	8327752	28.6	26552765	91.19	29116867
	UMASHIV GARMENTS PRIVATE LTD IN30232411080636	AAACU3207G	20789115	0	0	20789115	23.6	20789115	0	20789115	23.6	0	23.6	0	0	20789115	100	20789115	
	VIZAG PROFILES PRIVATE LIMITED IN30286310342238	AABCV2154Q	8327752	0	0	8327752	7.59	8327752	0	8327752	7.59	0	7.59	8327752	100	5763650	69.21	8327752	
(f)	Trust		0	0	0	0	0	0	0	0	0	0	0	0	0	0	0	0	
	Sub-Total(A)(1)		18	43637369	0	0	43637369	49.78	43637369	0	43637369	49.78	0	0	16463674	37.55	35685099	82.37	43637369
(2)	Foregin			0	0		0		0		0		0		0		0	0	




(a)	Individuals(Non Resident Foreign Individuals)		1	211504	0	0	211504	0.28	211504	0	211504	0.28	0	0	0	0	0	211504
	RAVI C NARAYANAN IN30429513321620	AINPC3088M		211504	0	0	211504	0.24	211504	0	211504	0.24	0	0.24	0	0	0	211504
(b)	Government		0	0	0	0	0	0	0	0	0	0	0	0	0	0	0	0
(c)	Institutions		0	0	0	0	0	0	0	0	0	0	0	0	0	0	0	0
(d)	Foregin Portfolio Investors		0	0	0	0	0	0	0	0	0	0	0	0	0	0	0	0
(e)	Any Other		0	0	0	0	0	0	0	0	0	0	0	0	0	0	0	0
	Sub-Total(A)(2)		1	211504	0	0	211504	0.28	211504	0	211504	0.28	0	0	0	0	0	211504
	Total Shareholding of Promoter and Promoter Group A = (A)(1)+(A)(2)		19	43848873	0	0	43848873	49.78	43848873	0	43848873	49.78	0	16463674	37.55	35685099	81.97	43848873

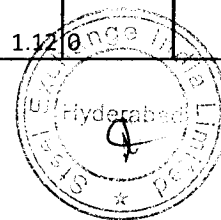


Table III - Statement showing shareholding pattern of the Public shareholder

Category	Category of shareholder	Pan Number	Nos. of share holders	No. of fully paid up equity shares held	Partly paid-up equity Shares held	No. of shares underlying Depository Receipts	Total nos. shares held	Shareholding % calculated as per SCRR, 1957	Number of Voting Rights held in each				No Of Shares Underlying Outstanding Convertible Securities(Including Warrants)	TOTAL Shareholding as a% assuming full conversion of convertible securities as a percentage	Number Of		Number Of		Number Of Equity Shares Held in Dematerialized Form	
									Class EQUITY	Class Y	Total	Total as a % of (A+B+C)			No. (a)	As a % of total Shares held (b)	No. (a)	As a % of total Shares held (b)		
	(I)	(II)	(III)	(IV)	(V)	(VI)	(VII =IV+V+VI)	(VIII)	(IX)				(X)	(XI) = (VII)+(X) as a % of A+B+C2	(XII)		(XIII)		(XIV)	
(1)	Institutions					0		0	0		0	0	0	0	0	0	0	0	0	
(a)	Mutual Funds/UTI		3	3537	0	0	3537	0	3537	0	3537	0	0	0	0	0	0	0	0	3447
(b)	Venture Capital Funds		0	0	0	0	0	0	0	0	0	0	0	0	0	0	0	0	0	0
(c)	Alternate Investment Funds		2	988978	0	0	988978	1.12	988978	0	988978	1.12	0	0	1E+06	100	0	0	0	988978
(d)	Foreign Venture Capital Funds		0	0	0	0	0	0	0	0	0	0	0	0	0	0	0	0	0	0
(e)	Foreign Portfolio Investors – Individual (FPI)		0	0	0	0	0	0	0	0	0	0	0	0	0	0	0	0	0	0
(f)	Foreign Portfolio Investors – Corporate (FPI)		5	3757646	0	0	3757646	4.27	342565	0	3757646	4.27	0	0	3E+06	90.88	0	0	0	342565
(g)	Financial Institutions/Banks		5	2493	0	0	2493	0	2493	0	2493	0	0	0	0	0	0	0	0	2456
(h)	Insurance Companies		0	0	0	0	0	0	0	0	0	0	0	0	0	0	0	0	0	0



(i)	Provident Funds / Pension Funds		0	0	0	0	0	0	0	0	0	0	0	0	0	0	0
(j)	Qualified Institutional Buyers		0	0	0	0	0	0	0	0	0	0	0	0	0	0	0
(k)	Any Other		0	0	0	0	0	0	0	0	0	0	0	0	0	0	0
(l)	Foreign Institutional Investores		0	0	0	0	0	0	0	0	0	0	0	0	0	0	0
(m)	Qualified Foreign Investor		0	0	0	0	0	0	0	0	0	0	0	0	0	0	0
(n)	Qualified Foreign Investor-Corporate		0	0	0	0	0	0	0	0	0	0	0	0	0	0	0
(o)	Foreign Bodies Corp		1	3050197	0	0	3050197	3.46	3050197	0	3050197	3.46	0	0	0	0	0
(p)	Foreign Nation		0	0	0	0	0	0	0	0	0	0	0	0	0	0	0
	Sub-Total(B)(1)		16	7802851	0	0	7802851	8.86	3398792	0	7802851	8.86	0	0	0	0	4752527
B1C	Central Government/State Government(s)		2	309348	0	0	309348	0.35	309348	0	309348	0.35	0	0	0	0	309348
	Sub-Total(B)(2)		2	309348	0	0	309348	0.35	309348	0	309348	0.35	0	0	0	0	309348
(3)	Non Institutions				0			0		0		0		0			0
(a)	Individual ShareHolders holding nominal share capital upto 2Lakh		47312	7275194	0	0	7275194	9.57	7275194	0	7275194	9.57	0	0	0	0	7014207
(b)	Individual ShareHolders holding nominal share capital in excess of 2Lakh		128	16120589	0	0	16120589	21.22	16120589	0	16120589	21.22	0	0	0	0	15700797
	YASHOVARDHAN SINHA HUF . 1204470007701901	AAAHY72130		1516766	0	0	1516766	2	1516766	0	1516766	2	0	2	0	0	1516766
	RONGALA JAI BHARAT KUMAR RONGALA MUTYA PRAKASH IN30232411267511	AADFL63610		1033400	0	0	1033400	1.36	1033400	0	1033400	1.36	0	1.36	0	0	1033400
	TARADEVI RATANLAL BAFNA 1202890100026470	AADPB9424E		853142	0	0	853142	1.12	853142	0	853142	1.12	0	1.12	0	0	853142



	ATUL GOEL 120498000000012	AADPG2222F		951649	0	0	951649	1.25	951649	0	951649	1.25	0	1.25	0	0	0	0	951649
	JAIDEEP SINGH NAKAI 1201580000535707	ABDPN7000F		1250000	0	0	1250000	1.65	1250000	0	1250000	1.65	0	1.65	0	0	0	0	1250000
(c)	NBFCs Registered with RBI		0	0	0	0	0	0	0	0	0	0	0	0	0	0	0	0	0
(d)	Employee Trusts		0	0	0	0	0	0	0	0	0	0	0	0	0	0	0	0	0
(e)	Overseas Depositories (Holding DRs) (Balancing Figure)		0	0	0	0	0	0	0	0	0	0	0	0	0	0	0	0	0
(f)	Any Other		0	0	0	0	0	0	0	0	0	0	0	0	0	0	0	0	0
(g)	Bodies Corporate		339	10804404	0	0	10804404	14.22	10804404	0	10804404	14.22	0	0	0	0	0	0	10667847
	KAUSHIK SHAH SHARES AND SEC PVT LTD 1601480000574488	AAACK1702C		1475499	0	0	1475499	1.94	1475499	0	1475499	1.94	0	1.94	0	0	0	0	1475499
	QUALITY STEEL SHOPPE 1202230000139214	AAACQ1115E		4250000	0	0	4250000	5.59	4250000	0	4250000	5.59	0	5.59	0	0	0	0	4250000
	MONOTYPE INDIA LTD IN30096610749354	AABCM8156		1189480	0	0	1189480	1.57	1189480	0	1189480	1.57	0	1.57	0	0	449915	0.59	1189480
(h)	Clearing Member		179	1709734	0	0	1709734	2.25	1709734	0	1709734	2.25	0	0	0	0	0	0	1709734
(i)	Trust		2	87045	0	0	87045	0.11	87045	0	87045	0.11	0	0	0	0	0	0	100
(j)	Non Resident Individuals		116	123139	0	0	123139	0.16	123139	0	123139	0.16	0	0	0	0	0	0	120639
B2K	IEPF Authority		0	0	0	0	0	0	0	0	0	0	0	0	0	0	0	0	0
	Sub-Total(B)(3)		48076	36120105	0	0	36120105	41.01	36120105	0	36120105	41.01	0	0	0	0	0	0	35213324
	Total Public Shareholding B = (B)(1)+(B)(2)+(B)(3)		48094	44232304	0	0	44232304	50.22	44232304	0	44232304	50.22	0	0	0	0	0	0	40275199




Table IV - Statement showing shareholding pattern of the Non Promoter- Non Public shareholder

Category	Category & Name of the Shareholder (I)	Pan Number (II)	Nos. of share holders (III)	No. of fully paid up equity shares held (IV)	Partly paid up equity Shares held (V)	No. of shares underlying Depository Receipts (VI)	Total nos. shares held (VII = IV+V+VI)	Shareholding % calculate d as per SCRR, 1957 As a % of (A+B+C2)_x00D_ (VIII)	Number of Voting Rights				No Of Shares Underlying Outstanding Convertible Securities (including Warrants)	TOTAL Shareholdi ng as a% assuming full conversion of convertible securities	Number Of		Number Of Shares		Number Of Equity Shares Held in Demateria lized Form (XIV)_x00D_ - (Not Applicable)
									Class EQUITY	Class Y	Total	Total as a % of total Voting Rights			No.	As a % of total Shares held	No. (Not applicable)	As a % of total Shares held (Not applicable)_x00D_	
	(I)	(II)	(III)	(IV)	(V)	(VI)	(VII = IV+V+VI)	(VIII)	(IX)				(X)	% of A+B+C2	(XII)	(XIII)		(XIV)	
1	Custodian/DR Holder																		
(a)	Name of DR Holder (if available)																		
(i)																			
(ii)																			
2	Employee Benefit Trust (under SEBI (Share based Employee Benefit) Regulations, 2014)																		
(a)	Names																		
	Total Non-Promoter- Non Public Shareholding (C)= (C)(1)+(C)(2)																		

