

CONCEPT COMMUNICATION LIMITED

11-4-641/A, 1st Floor, Lane Opp. PTI Building
 AC Guards, HYDERABAD - 500 004.
 Ph: 040 - 2339 3003, 2339 8647 Fax: 040 - 2330 2834
 Email: media@conceptindia.com

PRESS SPACE BILL


Client :	M/s Steel Exchange India Ltd	Bill No:	PB/H/02 007/19
Address :	303, My Home Lakshmi Nivas Green Land, Ameerpet, Hyderabad - 016	Date :	11.02.19
State :	Telangana		
State Code :	37		
Client GST ID :	37AABCP9362L1ZV		
Place of Supply :			
Services Covered Under RCM :	No		

Caption : Un-Audited Financial Results.... Advt..."

Publication / Place	Release Date	SAC Code	Size		Total Space sq.cm.	Rate (₹) per sq.cms.	Amount (₹)
			W cm	H cm			
Towards cost of advertisement Published in :		998363					
Business Standard, All Edition.	09.02.19		12	10	120	120	14,400.00
Eenadu, Hyderabad	09.02.19		12	10	120	365	43,800.00
Eenadu, North Andhra	09.02.19		12	10	120	365	43,800.00
							102,000.00
						Less: 6 % Discount	6,120.00
							95,880.00
						Add: IGST @ 5%	4,794.00

(Rupees One lakh and six hundred & seventy four only)

TOTAL: 100,674.00

Checked by :	Pre-Received	For Concept Communication Ltd.
E. & O. E.	Declaration: Signature: Name of the Designation/Status	 Accountant

Important: (1) Full page tear sheets of the above newspapers / full copies of the periodicals are sent herewith as supporting Vouchers.
 (2) Remittance should be made payable to **Concept Communication Ltd.** by Crossed & Payee's A/c. Cheque or DD Only
 (3) The company shall not be responsible for any cash receipts without valid receipts issued by authorised person.
 (4) All complains/disputes if any, on this bill should reach us within 15 days of receipts of bill, failing which it is assumed that it is in order and fully payable. (5) Payment to be made within 30 days from the date of bill. (6) Overdue interest will be charged @ 18% p.a.
 (7) All disputes are subject to Mumbai jurisdiction. (8) Goods & Service Tax No.36AAACCS102G1Z8.(9) PAN No. AAACCS102G
 (10) CIN: U74300MH1987PLC042964

Bank Details are as under**Bank Name - YES BANK****Address - Mayank Towers, Survey No. 31/2, (NEW), Raj Bhavan Road, Somajiguda, Hyderabad - 500 082.****Branch - Somajiguda Branch****Account No. - 000681300001848****Type of Account - Current Account****IFS Code - YESB0000006****MICR Code 500532001**

నాస్డాక్ 7265 24 రూపాయి 71.30 ముడి 61.90 చమురు

Table with 4 columns: Item Name, Price, Change, and another Price. Includes items like 'అపర్ల డాలరు', 'సాండ్ ఫ్లైంగ్', 'యూరల్'.



నాయక... వస్తులలో 98,540.48 వద్ద ముగిసి... సామెంట్ల కోల్పోయి 10,943.80...

టాటా స్టీల్ లాభంలో 54% వృద్ధి

అక్టోబరు- డిసెంబరులో రూ.1,753 కోట్లు

దిల్లీ: అక్టోబరు-డిసెంబరు ప్రాథమికానికి టాటా స్టీల్ ఏకీకృత ప్రాతిపదికన రూ.1,753.07 కోట్ల నికర లాభాన్ని ఆర్జించింది...

రాష్ట్ర పెంచుకున్నందుకు టాటా స్టీల్ కుట్టుబడి ఉందని టాటా స్టీల్ సీఈఓ, ఎంపీ బి.వి.కరేంద్రన్ చెప్పారు...

టు తగ్గింపు... కర వ్యాంకుల కంటే తమ వ్యాంకులో కట్టుకొని ఉన్న మూల వార్తవమేనని...

STEEL EXCHANGE INDIA LTD. STATEMENT OF STANDALONE UNAUDITED FINANCIAL RESULTS FOR THE QUARTER AND NINE MONTHS ENDED 31ST DECEMBER, 2018. Includes financial table and company details.

నాస్డాక్ 7265 24 రూపాయి 71.30 ముడి 61.90 చమురు

బాం

వదనీ మారకపు రేట్లు



Table with columns for market indices and commodity prices, including items like 'కరివ్వి', 'అమెరికా దాండు', etc.

నాయ్

జిఎస్ టీఎస్ 38,548.48 వద్ద ముగిసింది. పాపాయింట్లు కోట్ల రూపాయలు 10,943.00

నవీనల నివహాయ

మునుగునా మిగిలిన వేళ్లన్నీ నష్టం అవుతుందిగా లాభా మోలాల్సి 17% తేడాంతా (11.71%), లాభా స్వీల్ వీన్ (2.94%), ఓవర్ వీన్ (2.94%)

టు తగ్గింపు

శాసన సమన్వయ అమల్లోకి

రెవెన్యూ శాఖలో తమ బాధ్యతలలో భాగంగా ఉన్న మూల లాభవేతనం తగ్గిస్తే మిగిలినంతా అదానం చేసే దిశలో చర్యలు తీసుకుంటున్నట్లు తెలుసుకుంటున్నాం.

టాటా స్టీల్ లాభంలో 54% వృద్ధి

అక్టోబరు- డిసెంబరులో రూ.1,753 కోట్లు

దిల్లీ: అక్టోబరు-డిసెంబరు ప్రమాణికానికి టాటా స్టీల్ ఏకీకృత ప్రాతిపదికన రూ.1,753.07 కోట్ల నికర లాభాన్ని అందించి ఏడాదికితం వరే సమయంలో

లాభా పెంచుకుంటుంది టాటా స్టీల్ కల్పించి ఉండని లాభా స్వీల్ సీతం. ఎం.డి.టి.వి.నరేంద్రన్ విస్వాయ. అంతర్జాతీయంగా ఉత్పాదనలు తగ్గివచ్చినట్టి మొత్తం

చివరితే పేద 3.7% వద్దటాయి రూ.469.55 వద్ద ముగిసింది.

STEEL EXCHANGE INDIA LTD. STATEMENT OF STANDALONE UNAUDITED FINANCIAL RESULTS FOR THE QUARTER AND NINE MONTHS ENDED 31ST DECEMBER, 2018. Table with financial data for Quarter ended and Nine months ended.

సాస్ డాక్ 7265 ▼ 24 రూపాయి 71.30 ▲ ముడి 61.90 ▼
 (వల్ తమిళా డాలరుకు) 15 పైలు చమురు (గ్రేడ్ ధర డాలరులో)

0

గెజి	వార్షిక
150.70	-17.58
613.90	-5.89
354.15	-5.69
1847.40	-4.82
717.91	-4.62
468.75	-4.15
262.85	-3.75

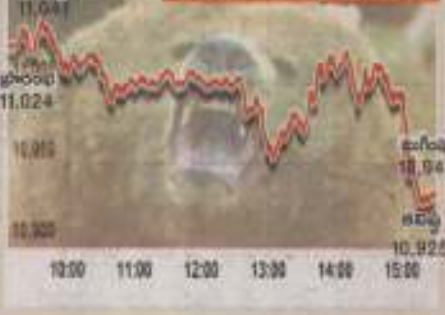
వదేశీ మారకపు రేటు

(దామన్ కుక్) (రూ.లలో)

కరెన్సీ	కొనుగోలు	అమ్మకం
అమెరికా డాలరు	64.91	75.26
కాన్ స్టాబిల్	94.05	97.47
యూరో	73.80	85.37
అసెసిస్ యిన్/100	88.14	88.59
అస్ట్రేలియా డాలరు	45.91	53.12
సింగపూర్ డాలరు	47.82	56.64
చాయ్ బాట్/100	206.65	247.18
బ్రహ్మాయిన్ డివార్	675.68	201.01
జపాన్ డివార్	194.34	242.08
జియన్ రియల్	171.91	196.93
కొచి రియల్	17.26	20.45
యూఎఫ్ డిగ్రీ	17.67	20.64
మలేషియా రింజిట్	15.61	19.19
చైనీస్ యువాన్	7.48	12.14



మతనారం నిస్స కవచిగా



గాయ

స్టాక్ 38,546.48 వద్ద ముగి
 పాయింట్లు కోల్పోయి 10,943.00
 మొత్తం మీద పెన్షన్స్ 77
 లక్షలకు తగ్గిన లాభపడింది.

సీఎల్ నిలిచాయి

మినహా మిగిలిన షేర్స్ను సమ్మె
 లుకంగా బాటా మోటార్స్ 17%
 నిలిచా (5.75%), బాటా స్టీల్
 డి (2.94%), ఓపెన్ డి (2.94%
 2.92%) మహేంద్రా (2.04%),
 (2.54%), మారుతి సుజీ (1.
 పెయింట్స్ (1.61%), యాల్కొస్
 షు కూడా స్టాక్ మార్కెట్ లో
 కోటక్ మహేంద్రా బ్యాంక్,
 ధారతి ఎయిర్ లైన్స్, హెర్డిమిన్
 షేర్స్ మాత్రం లాభాలలో ముగి
 తప్పిపోయాయి. లాభం సూచీ 3
 లక్ష రంగ సూచీ 11.37% డిలైవ
 లు తగ్గిన కలిగిపోయాయి.

ము తగ్గింపు

నెల 8 నుంచే అమల్లోకి

ర బ్యాంకుల కంటే తమ బ్యాంకులో
 క్లుప్తంగా ఉన్న మాట వ్యాపకమేనని,
 తగ్గిస్తే ఎంపీఎల్ఐ అధికార రుణ
 కేటావే రుణాదాన వివరాలను బ్యాంకు
 క్లు తగ్గించినందున, ఎంపీఐ ఏడారు
 రోజుల్లోనూ కోత వివరాల
 కి చెప్పిపోయి, రేటును పెట్టలేకపో
 వని, నిలువదనలు అలా వెలువడకపో
 వారణమని ఎంపీఐ వైద్యున్ తెలిపారు.
 మహారాష్ట్ర కూడా 8 నెలల కాలానికి
 క్లు రేటును 0.05 శాతం తగ్గించింది.

టాటా స్టీల్ లాభంలో 54% వృద్ధి

అక్టోబరు- డిసెంబరులో రూ.1,753 కోట్లు

పిల్ల: అక్టోబరు-డిసెంబరు ప్రమాణికానికి టాటా స్టీల్
 ఏకీకృత ప్రాతిపదికన రూ.1,753.07 కోట్ల నికర
 లాభాన్ని అందించి, ఏడాదితీతం జరి సమయంలో
 వసూలైన రూ.1,135.92 కోట్లతో పోలిస్తే లాభం 54.33
 శాతం పెరగడం గమనార్హం. ఏకీకృత ప్రాతిపదికన
 మొత్తం అదాయం రూ.33,672.48 కోట్ల నుండి పెరిగి
 రూ.41,431.37 కోట్లకు చేరింది. మరోవైపు మొత్తం
 వ్యయాలు కూడా ఏడాది తీతంలో పోలిస్తే రూ.30,652.
 05 కోట్ల నుండి రూ.38,362.03 కోట్లకు పెరిగాయి.
 'అద్భుతమైన పనితీరు, మా షేర్లో తమకున్న
 ప్రాబల్యం, వినియోగదారులలో అలభ్యత అందం, సుస్థి
 రతంపై దృష్టి విలంపడం ద్వారా భారతీయ తమ వ్యాపా

ర్యాన్ని పెంచుకునేందుకు టాటా స్టీల్ కట్టుబడి ఉందని
 టాటా స్టీల్ సీఈఓ, ఎం.డి జి.వి.నరేంద్రన్ చెప్పారు.
 అంతర్జాతీయంగా ఉమ్మడి ధరలు తగ్గినప్పటికీ మొత్తం
 మీద లాభాలను కుప్పెసి నింపేట్టుకుందని, అమ్మకాలను
 కూడా గణనీయ స్థాయిలో పెంచుకుందని అయిన
 అన్నాడు. సెంటలో ప్రాతిపదికన కుప్పెసి నికర
 లాభం 83.5 శాతం వృద్ధిలో రూ.1,338.09 కోట్ల నుండి
 రూ.2,458.09 కోట్లకు పెరిగింది. అదాయం కూడా 10
 శాతం పెరిగి రూ.15,777.86 కోట్ల నుండి రూ.17,788.
 85 కోట్లకు చేరింది.

డిసెంబరులో షేరు 3.7% నష్టపోయి
 రూ.469.55 వద్ద ముగిసింది.



STEEL EXCHANGE INDIA LTD

Regd. Office: # 303, My Home Laxmi Nivas, Green Laxmi, Amrampet, Hyderabad - 50016
 Phone: +91-40-2340 3725 Fax: +91-40-2341 3267 Web: www.seil.co.in E-mail: info@seil.co.in
 CIN: L74180AP1999PL0031191

STATEMENT OF STANDALONE UNAUDITED FINANCIAL RESULTS FOR THE QUARTER AND NINE MONTHS ENDED 31ST DECEMBER, 2018
 (₹ in Lakhs)

Particulars	Quarter ended		Nine months ended
	31.12.2018 (Unaudited)	31.12.2017 (Unaudited)	31.12.2018 (Unaudited)
Total income from operations (net)	29082.80	26475.15	77838.26
Net Profit / (Loss) from ordinary activities after tax	1945.99	(4332.64)	3891.71
Net Profit / (Loss) for the period after tax (after Extraordinary items)	1945.99	(4332.64)	3891.71
Paid up Equity Share Capital	7598.48	7598.48	7598.48
Earnings Per Share (Before & After extraordinary items) (of ₹ 10/- each) (Not Annualised)			
Basic :	2.56	(5.70)	5.12
Diluted:	2.56	(5.70)	5.12

Note: The above is an extract of the detailed format of Quarterly Financial Results filed with the Stock Exchanges under Regulation 33 of the SEBI (Listing and Other Disclosure Requirements) Regulations, 2015. The full format of the Quarterly Financial Results is available on the Stock Exchange website www.bseindia.com and on the Company's website www.seil.co.in

By order of the Board
For Steel Exchange India Limited
 Sd/-
B. Satish Kumar
 Chairman & Managing Director

Place: Visakhapatnam
 Date : 07.02.2019

Simhadri TMT

WORLD CLASS STEEL BARS

నాస్డాక్ 7265 ▼ 24 రూపాయి 71.30 ▲ ముడి 61.90 ▼
 (బిజ్ లిస్టింగ్ డాకయుంట్) 15 వైలు చమురు (ఫ్రింట్ దల డాబుల్లో)

10 (-) వందేకీ మార్కెట్ రేటు
(డామస్ కుర్క్) (రూ.లలో)

80 మార్కు%	కరెన్సీ	కొనుగోలు	అమ్మకం	అమ్మకం	అమ్మకం	అమ్మకం
150.70 -1.58	అమెరికా డాలర్	84.91	76.26	అమెరికన్ రిజర్వ్	175.68	201.01
613.90 -5.89	కెనడా డాలర్	84.05	97.47	బ్రిటిష్ పౌండ్	194.34	242.06
134.15 -5.60	యూరో	73.00	85.37	జపాన్ రియాల్	171.91	186.93
30847.90 -4.82	జపాన్ యెన్/100	89.14	88.59	కొరియాన్ రియాల్	17.26	20.45
717.95 -4.62	అస్ట్రేలియా డాలర్	45.91	53.12	యూపిఐ చిర్రమ్	17.67	20.64
468.75 -4.15	సింగపూర్ డాలర్	47.82	56.64	మల్లీషియా రింగిట్	35.01	39.19
362.85 -3.75	థాయి బాట్/100	206.65	247.16	రైసింగ్ యూబాట్	7.48	12.34



నాయ్ డ

నవంబర్ 30,548.48 వద్ద ముగిసింది. పోషకాహార కేటగిగ్రి 10,943.80 కి మొత్తం మీద సెన్సెక్స్ 77 మార్కులు పుంపులు లేకుండా పడింది.

5 సీఎల్ నిలిచాయి

మొదటి రోజున మొత్తం సెన్సెక్స్ గిన్నీ కరెన్సీలుగా బాటా మొత్తం 17% వేరైనా (5.75%), బాటా స్టీల్ బీ (2.94%), ఓఎస్టీ (2.94%) (2.82%) మహేంద్రా (2.84%), (2.54%), హెయిల్ సుఖా (1.1%) పెయింట్స్ (1.61%), యాక్టివ్ బ్రాస్ కూడా సెన్సెక్స్ లో వాల్యూమ్ కోట్ల మహేంద్రా బ్యాంక్, బాంబే ఎయిర్లైన్స్, హెచ్ఎస్సీ సెన్సెక్స్ మొత్తం లాభాలతో ముగిసింది. అత్యధికంగా లాభం రు.గ సూచి 3.1% పావ రు.గ సూచి 3.37% డిలాపర్ డి.ఎస్.ఎల్ 3.0% లాభం.

టాటా స్టీల్ లాభంలో 54% వృద్ధి

అక్టోబరు- డిసెంబరులో రూ.1,753 కోట్లు

పిల్ల: అక్టోబరు-డిసెంబరు త్రైమాసికానికి బాటా స్టీల్ ఏకీకృత ప్రాతిపదికన రూ.1,753.01 కోట్ల నిరంతర లాభాన్ని అర్జించింది. ఏడాదికితం వేల ముందులో నమోదైన రూ.1,185.82 కోట్లలో పోలిస్టి లాభం 54.33 శాతం పెరగడం గమనార్హం. ఏకీకృత ప్రాతిపదికన మొత్తం ఆదాయం రూ.33,072.48 కోట్ల నుండి పెరిగి రూ.41,431.37 కోట్లకు చేరింది. మరోవైపు మొత్తం వ్యయాలు కూడా ఏడాది క్రితంలో పోలిస్టి రూ.30,552.03 కోట్ల నుండి రూ.38,382.08 కోట్లకు పెరిగాయి. అత్యుత్తమైన వసూలీలు, మార్కెట్లో తమకున్న ప్రాబల్యం, వినియోగదారులలో బలమైన బంధం, సుస్థిర రకం దృష్టి సంపదం ద్వారా బారకోల్ తమ వ్యాపార

వ్యాపారం పెంచుకునేందుకు బాటా స్టీల్ కట్టబడి ఉండవచ్చు. బాటా స్టీల్ గీతం, ఎండ్ టి.వి.నరేంద్రుల్ చెప్పారు. అంతర్జాతీయంగా ఉత్పత్తి చేయాలి. తగినప్పుడల్లా మొత్తం మీద లాభాలను కుప్పెసి నిలబెట్టుకుందని, అమ్మకాలను కూడా గణనీయ స్థాయిలో పెంచుకుందని ఆయన అన్నారు. సెన్సెక్స్ ప్రాతిపదికన కుప్పెసి నిరంతర లాభం 83.5 శాతం వృద్ధితో రూ.1,398.08 కోట్ల నుండి రూ.2,458.08 కోట్లకు పెరిగింది. ఆదాయం కూడా 10 శాతం పెరిగి రూ.15,777.96 కోట్ల నుండి రూ.17,758.85 కోట్లకు చేరింది.

డివిడెండ్లో పెరు 3.7% నిష్పాదించి రూ.469.55 వద్ద ముగిసింది.

టు తగ్గింపు

అనంతరం 8 నుంచే అనులోకి

కర వ్యాపారం కుప్పె తమ వ్యాపారంలో కట్టబడి ఉన్న మూల వస్తువులను, తగ్గిస్తే ఎంపిఎల్ఆర్ ఆదారిత రుణ వేరేనని కమిటీ చివరించారు. అప్పుడు రేటు తగ్గించినందున, ఎంపిఎల్ ఏడాది వరకే కేటగిగ్రి కోట్ చివరించాలి. టెంట్ మార్కెట్ రేటును పుల్లెల్లోపు పని, చివరివేలు ఇంకా వెలువడకపోవడం వల్ల ఎంపిఎల్ వైపున తిరిగారు. మహారాష్ట్ర కూడా 8 నెలల కాలానికి ఉత్పాదక శక్తిని తగ్గించింది.

STEEL EXCHANGE INDIA LTD

Regd. Office: # 303, My Home Laxmi Nivas, Green Lands, Amanpet, Hyderabad - 500016
 Phone: +91-40-2340 3725 Fax: +91-40-2341 3267 Web: www.seil.co.in E-mail: info@seil.co.in
 CIN: L74100AP1998PLC031191

STATEMENT OF STANDALONE UNAUDITED FINANCIAL RESULTS FOR THE QUARTER AND NINE MONTHS ENDED 31ST DECEMBER, 2018
 (₹ in Lakhs)

Particulars	Quarter ended		Nine months ended
	31.12.2018 (Unaudited)	31.12.2017 (Unaudited)	31.12.2018 (Unaudited)
Total income from operations (net)	29082.80	28475.15	77838.26
Net Profit / (Loss) from ordinary activities after tax	1945.99	(432.64)	3891.71
Net Profit / (Loss) for the period after tax (after Extraordinary items)	1945.99	(432.64)	3891.71
Paid up Equity Share Capital	7598.48	7598.48	7598.48
Earnings Per Share (Before & After extraordinary items) (of ₹ 10/- each) (Not Annualised)			
Basis :	2.56	(5.70)	5.12
Diluted:	2.56	(5.70)	5.12

Note: The above is an extract of the detailed format of Quarterly Financial Results filed with the Stock Exchanges under Regulation 33 of the SEBI (Listing and Other Disclosure Requirements) Regulations, 2015. The full format of the Quarterly Financial Results is available on the Stock Exchange website www.bseindia.com and on the Company's website www.seil.co.in

By order of the Board
 For Steel Exchange India Limited
 Sd/-
B. Satish Kumar
 Chairman & Managing Director

Place: Visakhapatnam
 Date: 07.02.2019

Simhadri TMT
 WORLD CLASS STEEL BARS

B. Standard Mumbai

9/2/19
12



STEEL EXCHANGE INDIA LTD

Regd. Office: # 303, My Home Laxmi Nivas, Green Lands, Amrampet, Hyderabad - 500016
Phone: +91-40-2340 3720 Fax: +91-40-2341 3267 Web: www.seil.co.in E-mail: info@seil.co.in
CIN: L74100AP1895PLC001181

STATEMENT OF STANDALONE UNAUDITED FINANCIAL RESULTS FOR THE QUARTER AND NINE MONTHS ENDED 31ST DECEMBER, 2018 (₹ in Lakhs)

Particulars	Quarter ended		Nine months ended
	31.12.2018 (Unaudited)	31.12.2017 (Unaudited)	31.12.2018 (Unaudited)
Total Income from operations (act)	29082.80	28475.15	77838.26
Net Profit / (Loss) from ordinary activities after tax	1945.99	(4332.64)	3891.71
Net Profit / (Loss) for the period after tax (after Extraordinary items)	1945.99	(4332.64)	3891.71
Paid up Equity Share Capital	7398.48	7398.48	7398.48
Earnings Per Share (Before & After extraordinary items) (of ₹ 10/- each) (Not Annualised)			
Basic:	2.56	(5.70)	5.12
Diluted:	2.56	(5.70)	5.12

Note: The above is an extract of the detailed format of Quarterly Financial Results filed with the Stock Exchanges under Regulation 33 of the SEBI (Listing and Other Disclosure Requirements) Regulations, 2015. The full format of the Quarterly Financial Results is available on the Stock Exchange website www.seilindia.com and on the Company's website www.seil.co.in

By order of the Board
For Steel Exchange India Limited
Sd/-
B. Satish Kumar
Chairman & Managing Director

Place: Visakhapatnam
Date: 07.02.2019

Simhadri TMT
WORLD CLASS STEEL BARS



POSSESSION

Whereas, (For Month) The undersigned being the Authorised Securitisation and Reconstruction of Financial Assets and Reconstruction of Financial Assets Act, 2002, and in exercise of the power conferred on him by Section 13 read with Rule 6 of the Securitisation and Reconstruction of Financial Assets and Reconstruction of Financial Assets Act, 2002, dated 01.10.2018 calling Hipparkar to repay Rs. 3,49,582.15/- plus interest of the said Notice.

The borrower having failed to repay, Borrower and the public in general the possession of the hypothecated property described herein below in exercise of power conferred on him by Section 13 read with Rule 6 of the said Act read with Rule 8 of the said rule 2018.

The Borrower in particular and the public in general with the hypothecated property and as will be subject to the charge of Bank of India 3,49,582.15/- plus interest thereon since 01.10.2018. The borrower's attention is invited to the provisions of the Act, in respect of time available, to read the said Act.

DESCRIPTION OF THE

Hypothecation of vehicle Kisan Vah Egnhe No. HREBA11440 and Chassis No. ANI Mahadev Hipparkar.
Date: 05.02.2019
Place: Shriyan



J. B. CHEMICALS & PHARMACEUTICALS

Corporate Office: Energy IT Park, Unit A2, 3rd Floor, Unit A, 8th Floor, Appa Saheb Marathe Marg, Prabhadevi, Mumbai 400 025.

Phone: 022-2439 5200 / 24395500 • Fax: 022-2431 5331 / 2431 5334

CIN : L24390MH1976PLC019380 • Website: www.jbcpl.com • E-mail : secretarial@jbcpl.com

EXTRACT OF STANDALONE UNAUDITED FINANCIAL RESULTS FOR THE QUARTER AND NINE MONTHS ENDED 31ST DECEMBER, 2018

Sr. No.	Particulars	Quarter ended	Nine Month ended
		31/12/2018	31/12/2018
		Unaudited	Unaudited
1	Total Income from operations	35,212.05	1,12,236.62
2	Net Profit for the period before tax	7,225.70	20,678.11
3	Net Profit for the period after tax	4,637.35	13,998.41
4	Total Comprehensive Income for the period [Comprising Profit for the period after tax and other Comprehensive income after tax]	4,575.55	13,803.00
5	Equity Share Capital	1,604.73	1,604.73
6	Earnings per share (EPS) (of Rs. 2/- each)		
	Basic:	5.64	17.02
	Diluted:	5.64	17.02

Notes:

- The above financial results have been reviewed by the Audit Committee and approved by the Board of Directors at their meeting held on February 8, 2019.
- The auditors have carried out limited review of the financial results for the quarter and nine months ended on December 31, 2018 and have expressed modified opinion.
- The Company has one reportable segment viz. Pharmaceuticals.
- The amount of damage caused due to explosion/fire on July 6, 2018 at Company's API unit at Panoli, Gujarat is being assessed.

12

B. Standard Delhi

9/2/19



STEEL EXCHANGE INDIA LTD

Regd. Office: # 303, My Home Laxmi Nivas, Green Lands, Ambarpet, Hyderabad - 500016.
Phone: +91-40-2340 2723 Fax: +91-40-2341 3267 Web: www.seil.co.in E-mail: info@seil.co.in
CIN: L74100AP1999PLC031191

STATEMENT OF STANDALONE UNAUDITED FINANCIAL RESULTS FOR THE QUARTER AND NINE MONTHS ENDED 31ST DECEMBER, 2018

(₹ in Lakhs)

Particulars	Quarter ended		Nine months ended
	31.12.2018 (Unaudited)	31.12.2017 (Unaudited)	31.12.2018 (Unaudited)
Total income from operations (net)	29052.80	29475.15	77838.26
Net Profit / (Loss) from ordinary activities after tax	1945.99	(4332.64)	3891.71
Net Profit / (Loss) for the period after tax (after Extraordinary items)	1945.99	(4332.64)	3891.71
Paid up Equity Share Capital	7598.48	7598.48	7598.48
Earnings Per Share (Before & After extraordinary items) (of ₹ 10/- each) (Not Annualized)			
Basic :	2.56	(5.70)	5.12
Diluted:	2.56	(5.70)	5.12

Note: The above is an extract of the detailed format of Quarterly Financial Results filed with the Stock Exchanges under Regulation 33 of the SEBI (Listing and Other Disclosure Requirements) Regulations, 2015. The full format of the Quarterly Financial Results is available on the Stock Exchange website www.seil.co.in and on the Company's website www.seil.co.in

By order of the Board
For Steel Exchange India Limited
Sd/-

B. Satish Kumar

Chairman & Managing Director

Place: Visakhapatnam
Date: 07.02.2019

Simhadri TMT
WORLD CLASS STEEL BARS

JTEKT INC

(Formerly known as Sona K
CIN - L291130)

Regd. Office: UDF-6, Indraprastha, 2
Tel. No.: 011-22

E-mail: investor@jtekt.com

Notice for Issue of Div

Members of the public are hereby informed
are given hereunder have been recorded &
received from concerned shareholders the
certificates in lieu of the original share certifi

Sr. No.	Share Certificate Nos.	No. of Shares	Distinct From
1.	56352	50*	8151005
2.	56353	50*	8151655
3.	9136	100*	015508

* (Face Value of Rs. 10/- each)

Any person having any objection to the list
the same in writing with the Company at its
of publication of this Notice. Members of J
above mentioned share certificates.

Place: Gurugram
Date: 09.02.2019

One



AIA ENGINEERING LIMITED

Regd. Office: 115, GVMM Estate, Odhav Road, Ahmedabad 382 410

CIN: L29259GJ1991PLC015182; Ph: 079-22901078 Fax: 079-22901077; Website: www.aiaengineering.com, Email: rit

Statement of Unaudited Consolidated Results for the Quarter and Nine Months Ended 31st Decemb

Sr. No.	Particulars	Co	
		Quarter End	
		31/12/2018	31/12/2017
1	Total Income from Operations (Net)	72,643.69	57,043.07
2	Net Profit / (Loss) for the period (before Tax, Exceptional and/or Extraordinary items)	17,053.44	13,67
3	Net Profit / (Loss) for the period before tax (after Exceptional and/or Extraordinary items)	17,053.44	13,67
4	Net Profit / (Loss) for the period after tax (after Exceptional and/or Extraordinary items)	12,922.44	13,67
5	Total Comprehensive Income for the period [Comprising Profit / (Loss) for the period (after tax) and Other Comprehensive Income (after tax)]	9,067.37	13,67
6	Equity Share Capital	1,886.41	
7	Earnings Per Share (EPS) (of ₹ 2 each) (for continuing and discontinued operations)		
	a. Basic	13.67	
	b. Diluted	13.67	

Notes:

- 1 The details of the following items on the Standalone basis:

Particulars	Quarter End	
	31/12/2018	31/12/2017
	Un-audited	Un-audited
Turnover	67,043.07	45,043.07

1, Anand-388001

E: zo.anand@denabank.co.in

PROPERTY

under the Securitisation and Reconstruction and Enforcement of Security Interest, 2002 issued a Demand Notice to the borrower and others to repay the amount due on receipt of the said Notice.

and the public in exercise of powers conferred on the Security Interest (Enforcement) Act, 2002.

of Rs. 4,24,54,869.06 and interest thereon.

if the Act, in respect of time available.

PROPERTY

Survey No. 163, Sub Plot No. B/1, Plot No. 163, Area of 1400 Sq. feet and built up area of 1400 Sq. feet (Sector 16)

Authorised Officer, Chief Manager, Anand Branch, Anand, Gujarat

**STEEL EXCHANGE INDIA LTD**

Regd. Office: # 303, My Home Luxmi Nilas, Green Lands, Ameerpet, Hyderabad - 500018
Phone: +91-40-2340 3729 Fax: +91-40-2341 2287 Web: www.seil.co.in E-mail: info@seil.co.in
CIN: L7410GAP1903PLC031191

STATEMENT OF STANDALONE UNAUDITED FINANCIAL RESULTS FOR THE QUARTER AND NINE MONTHS ENDED 31ST DECEMBER, 2018
(₹ in Lakhs)

Particulars	Quarter ended		Nine months ended
	31.12.2018 (Unaudited)	31.12.2017 (Unaudited)	31.12.2018 (Unaudited)
Total income from operations (net)	29092.80	28475.15	77038.26
Net Profit / (Loss) from ordinary activities after tax	1945.99	(4332.64)	3891.71
Net Profit / (Loss) for the period after tax (after Extraordinary items)	1945.99	(4332.64)	3891.71
Paid up Equity Share Capital	7598.48	7598.48	7598.48
Earnings Per Share (Before & After extraordinary items) (of ₹ 10/- each) (Not Annualised)			
Basic:	2.56	(5.70)	5.12
Diluted:	2.56	(5.70)	5.12

Note: The above is an extract of the detailed format of Quarterly Financial Results filed with the Stock Exchanges under Regulation 13 of the SEBI (Listing and Other Disclosure Requirements) Regulations, 2015. The full format of the Quarterly Financial Results is available on the Stock Exchange website www.bseindia.com and on the Company's website www.seil.co.in

By order of the Board
For Steel Exchange India Limited

Place: Visakhapatnam
Date: 07.02.2019

Simhadri TMT
WORLD CLASS STEEL BARS

Sd/-
B. Satish Kumar
Chairman & Managing Director

Alkem Laboratories Limited

Regd. Office : Alkem House, Senapati Bapat Marg, Lower Parel, Mumbai 400 013

Tel No: +91 22 3982 9999 Fax No: +91 22 2492 7190 Email Id : investors@alkem.com

CIN: L00305MH1973PLC174201

Consolidated Financial Results for the Quarter and Nine months ended 31 December 2018

(₹ in Million except per share data)

Particulars	Quarter ended	Nine months ended	Quarter ended	Year ended
	31.12.2018	31.12.2018	31.12.2017	31.03.2018
	Unaudited	Unaudited	Unaudited	Audited
Operations	19,250.3	55,029.9	17,411.9	64,124.8
Profit before tax and exceptional items	2,580.6	7,558.5	3,324.1	9,259.8
Profit before tax (after exceptional items)	2,580.6	7,558.5	3,324.1	9,259.8
Profit after tax (after exceptional items) attributable to the company	2,025.3	5,931.5	1,716.4	6,309.4
Income for the period (comprising Profit for the period comprehensive Income (after tax)) attributable to the company	1,651.3	6,279.0	1,542.1	6,118.7
Capital (Face Value per Share: ₹ 2)	239.1	239.1	239.1	239.1
Face Value per share: ₹ 2/- (not annualised for quarters)	16.94	49.61	14.36	52.77
	16.94	49.61	14.36	52.77

Standalone Financial Results


Particulars	Quarter ended	Nine months ended	Quarter ended	Year ended
Operations	15,360.3	42,462.5	14,228.2	52,817.8
	2,869.2	7,293.1	3,006.8	9,342.9
	2,412.3	6,090.2	2,129.7	7,158.4

The financial results of the Company were reviewed and recommended by the Audit Committee on 7 February 2019 and approved by the Board of Directors at its meeting held on 8 February 2019. The figures for the quarter and nine months ended 31

and Pune 9/2/19

rd PUNE | 9/10 FEBRUARY 2019

ED
 (Private) Limited
 10, New Delhi 110001
 www.jekt.co.in
Disclosures
 Certificates, details of which
 are available for inspection
 at the registered office
 of the Company for a period
 of 15 days from the date
 of the issue of the
 certificates.
 Certificates may be submitted
 for 15 days from the date
 of the issue of the
 certificates against
 payment of the
 stamp duty.
 For JTEKT India Limited
 Sushil Chopra
 Director & Company Secretary



STEEL EXCHANGE INDIA LTD

Regd. Office: # 203, My Home Laxmi Nivas, Green Lands, Amanpet, Hyderabad - 500016
 Phone: +91-40-2340 3725 Fax: +91-40-2341 2257 Web: www.sell.co.in E-mail: info@sell.co.in
 CIN: L74100AP1999PLC031181

STATEMENT OF STANDALONE UNAUDITED FINANCIAL RESULTS FOR THE QUARTER AND NINE MONTHS ENDED 31ST DECEMBER, 2018


(₹ in Lakhs)

Particulars	Quarter ended		Nine months ended
	31.12.2018 (Unaudited)	31.12.2017 (Unaudited)	31.12.2018 (Unaudited)
Total income from operations (net)	29082.80	28475.15	77838.26
Net Profit / (Loss) from ordinary activities after tax	1945.99	(4332.64)	3891.71
Net Profit / (Loss) for the period after tax (after Extraordinary items)	1945.99	(4332.64)	3891.71
Paid up Equity Share Capital	7598.48	7598.48	7598.48
Earnings Per Share (Before & After extraordinary items) (of ₹ 10/- each) (Not Annualised)			
Basic :	2.56	(5.70)	5.12
Diluted:	2.56	(5.70)	5.12

Note: The above is an extract of the detailed format of Quarterly Financial Results filed with the Stock Exchanges under Regulation 33 of the SEBI (Listing and Other Disclosure Requirements) Regulations, 2015. The full format of the Quarterly Financial Results is available on the Stock Exchange website www.bseindia.com and on the Company's website www.sell.co.in

By order of the Board
For Steel Exchange India Limited
 Sd/-
H. Satish Kumar
 Chairman & Managing Director

Place: Visakhapatnam
 Date : 07.02.2019



Simhadri TMT
 WORLD CLASS STEEL BARS

1

KALYANI

EXT

Sr. No.	Particulars
1	Total Income
2	Profit before tax
3	Profit after tax
4	Profit after tax (after extraordinary items)
5	Total Comprehensive Income
6	Equity Share Capital
7	Earnings Per Share

Note:
 The above is an extract of the detailed format of Quarterly Financial Results filed with the Stock Exchanges under Regulation 33 of the SEBI (Listing and Other Disclosure Requirements) Regulations, 2015. The full format of the Quarterly Financial Results is available on the Stock Exchange website www.bseindia.com and on the Company's website www.sell.co.in

Date : Feb
 Place : Pune

ENGINEERING LIMITED

Regd. Office: L-4, MIDC Area, Wajal, Aurangabad 431 136, Maharashtra
 Tel: 020-2011988/2011989/2011990/2011991/2011992/2011993/2011994/2011995/2011996/2011997/2011998/2011999
 Fax: +91 240 2564 540, E-mail: investors@vartec.com

Consolidated Financial Results for the nine months ended December 31, 2018

(₹. in million)


Particulars	Quarter ended December 31, 2018	Nine months ended December 31, 2018	Quarter ended December 31, 2017
	Unaudited	Unaudited	Unaudited
Total Income from Operations	29,727.31	89,452.62	25,482.30
Net Profit for the period (before tax and exceptional items)	1,266.37	4,063.52	1,268.69
Net Profit for the period before tax (after exceptional items)	1,021.70	3,034.75	1,169.70
Net Profit for the period after tax (after exceptional items) attributable to owners of the parent Company	612.25	2,463.51	863.08
Total Comprehensive Income for the period (comprising Profit for the period (after tax) and Other Comprehensive Income (after tax)) attributable to owners of the Company	134.81	134.81	134.81
Paid-up equity Share Capital (Face Value per Share: ₹ 2)	28,145.24		
Other Equity	7.50	22.30	8.70*

* Equity shares from Rs. 10 to Rs. 1 per share.

Results of the Company are as under:-

(₹. in million)

Particulars	Quarter ended December 31, 2018	Nine months ended December 31, 2018	Quarter ended December 31, 2017
	Unaudited	Unaudited	Unaudited
Total Income from Operations			
Profit Before Tax			
Profit After Tax			



ALKEM

Regd. Office : Alkem House, Senapati
 Tel No : +91 22 3982 9999 Fax No : +91 22 3982 9999
 CIN: L00305

Extract of Unaudited Consolidated Financial Results

Sr. No.	Particulars
1	Total Income from Operations
2	Net Profit for the period (before tax and exceptional items)
3	Net Profit for the period before tax (after exceptional items)
4	Net Profit for the period after tax (after exceptional items) attributable to owners of the parent Company
5	Total Comprehensive Income for the period (comprising Profit for the period (after tax) and Other Comprehensive Income (after tax)) attributable to owners of the Company
6	Paid-up equity Share Capital (Face Value per Share: ₹ 2)
7	Other Equity
8	Earnings Per Share (Face Value per share: ₹ 2/- (not annualised))
a	Basic (in ₹) :
b	Diluted (in ₹) :

Notes:

- Key numbers of Standalone Financial Results**
 - Total Income from Operations
 - Profit Before Tax
 - Profit After Tax
- The above unaudited financial results of the Company were re-



STEEL EXCHANGE INDIA LTD

Regd. Office: # 303, My Home Luxuri Nivas, Green Lands, Ameerpet, Hyderabad - 500016
Phone: +91-40-2340 3725 Fax: +91-40-2341 3267 Web: www.seil.co.in E-mail: info@seil.co.in
CIN: LT4100AP1909PLC031191

STATEMENT OF STANDALONE UNAUDITED FINANCIAL RESULTS FOR THE QUARTER AND NINE MONTHS ENDED 31ST DECEMBER, 2018

(₹ in Lakhs)

Particulars	Quarter ended		Nine months ended
	31.12.2018 (Unaudited)	31.12.2017 (Unaudited)	31.12.2018 (Unaudited)
Total income from operations (net)	29082.80	28475.15	77838.26
Net Profit / (Loss) from ordinary activities after tax	1945.99	(4332.64)	3891.71
Net Profit / (Loss) for the period after tax (after Extraordinary items)	1945.99	(4332.64)	3891.71
Paid up Equity Share Capital	7598.48	7598.48	7598.48
Earnings Per Share (Before & After extraordinary items) (of ₹ 10/- each) (Not Annualised)			
Basic :	2.56	(5.70)	5.12
Diluted:	2.56	(5.70)	5.12

Note: The above is an extract of the detailed format of Quarterly Financial Results filed with the Stock Exchanges under Regulation 33 of the SEBI (Listing and Other Disclosure Requirements) Regulations, 2015. The full format of the Quarterly Financial Results is available on the Stock Exchange website www.bseindia.com and on the Company's website www.seil.co.in

By order of the Board
For Steel Exchange India Limited
Sd/-

B. Satish Kumar
Chairman & Managing Director

Place: Vitakhapatnam
Date : 07.02.2019

Simhadri TMT
WORLD CLASS STEEL BARS

JTEKT INDI

(Formerly known as Sona Koy)
(CIN - L29113DL1)

Regd. Office: UGF-6, Indraprastha, 21, E
Tel. No. : 011-2331

E-mail: investor@jitekt.com

Notice for Issue of Duplicate

Members of the public are hereby informed that any given hereunder have been reported lost received from concerned shareholders the 6 certificates in lieu of the original share certificate

Sl. No.	Share Certificate Nos.	No. of Shares	Distinctive	
			From	To
1.	56352	50*	8151605	6
2.	56353	50*	8151655	8
3.	9136	100*	815508	9

* Face Value of Rs. 10/- each

Any person having any objection to the issue the same in writing with the Company at its Regd. Office of publication of this Notice. Members of the above mentioned share certificates.

Place : Gurugram
Date : 08.02.2019

Director



AIA ENGINEERING LIMITED

Regd. Office.: 115, GYMM Estate, Odhav Road, Ahmedabad 382 410

CIN: L29259GJ1991PLC015182; Ph. 079-22901078 Fax: 079-22901077; Website: www.aiaengineering.com, Email: ric@

Statement of Unaudited Consolidated Results for the Quarter and Nine Months Ended 31st December

Sr. No.	Particulars	Consolidated	
		Quarter Ended	
		31/12/2018 Un-audited	31/12 Un-audited
1	Total income from Operations (Net)	72,643.69	57.2
2	Net Profit / (Loss) for the period (before Tax, Exceptional and/or Extraordinary items)	17,053.44	14.
3	Net Profit / (Loss) for the period before tax (after Exceptional and/or Extraordinary items)	17,053.44	14.
4	Net Profit / (Loss) for the period after tax (after Exceptional and/or Extraordinary items)	12,922.44	11.
5	Total Comprehensive income for the period [Comprising Profit / (Loss) for the period (after tax) and Other Comprehensive Income (after tax)]	9,067.37	10.
6	Equity Share Capital	1,886.41	1.
7	Earnings Per Share (EPS) (of ₹ 2 each) (for continuing and discontinued operations)		
	a. Basic	13.67	
	b. Diluted	13.67	

Notes:

- 1 The details of the following items on the Standalone basis:

Particulars	Quarter Ended	
	31/12/2018	31/12
	Un-audited	Un-audited
Turnover	67,043.07	48.8
Profit Before Tax	14,377.36	11.3
Profit After Tax	10,268.77	9.0
Total Comprehensive income for the period (after tax)	9,700.35	8.3

- 2 The above is an extract of the detailed format of Financial Results for the Quarter and Nine Months ended 31st December 2018 with the Stock Exchanges under Regulation 33 of the SEBI (Listing Obligations and Disclosure Requirements) Reg

B. Standard Kolkata 9/2/19. 7


imited
(83)
d, Coimbatore - 641 045.
om, E-mail: secretary@precot.com
ne months ended 31-Dec-18
Rs. in Lakhs

Quarter ended Dec-18	Corresponding 3 months ended in the previous year 31-Dec-17	Nine months ended 31-Dec-18
Unaudited		Unaudited
9,488	16,046	60,458
(239)	(746)	83
(239)	(746)	83
(193)	(746)	83
(201)	(755)	60
1,200	1,200	1,200
(1.61)	(6.22)	0.69

d with the Stock Exchanges under
ments) Regulations, 2015. The full
bsite (www.precot.com) and Stock

oreign currency assets and liabilities
0 lakhs for the current nine months

By order of the Board
hwin Chandran (DIN - 00001884)
Chairman and Managing Director



STEEL EXCHANGE INDIA LTD

Regd. Office: # 203, My Home Laxmi Nivas, Green Lands, Amrpet, Hyderabad - 500018
Phone: +91-40-2348 3725 Fax: +91-40-2341 3267 Web: www.seil.co.in E-mail: info@seil.co.in
CIN: L74105AP1999PLC031191

STATEMENT OF STANDALONE UNAUDITED FINANCIAL RESULTS FOR THE QUARTER AND NINE MONTHS ENDED 31ST DECEMBER, 2018

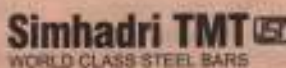
(₹ in Lakhs)

Particulars	Quarter ended		Nine months ended
	31.12.2018 (Unaudited)	31.12.2017 (Unaudited)	31.12.2018 (Unaudited)
Total Income from operations (net)	29062.80	28475.15	77838.26
Net Profit / (Loss) from ordinary activities after tax	1945.99	(4332.64)	3691.71
Net Profit / (Loss) for the period after tax (after Extraordinary items)	1945.99	(4332.64)	3691.71
Paid up Equity Share Capital	7598.48	7598.48	7598.48
Earnings Per Share (Before & After extraordinary items) (of ₹ 10/- each) (Not Annualised)			
Basic	2.56	(5.70)	5.12
Diluted	2.56	(5.70)	5.12

Note: The above is an extract of the detailed format of Quarterly Financial Results filed with the Stock Exchanges under Regulation 33 of the SEBI (Listing and Other Disclosure Requirements) Regulations, 2015. The full format of the Quarterly Financial Results is available on the Stock Exchange website www.seilindia.com and on the Company's website www.seil.co.in

By order of the Board
For Steel Exchange India Limited
Sd/-
B. Satish Kumar
Chairman & Managing Director

Place: Visakhapatnam
Date: 07.02.2019



Simhadri TMT
WORLD CLASS STEEL BARS


ORPORATION LIMITED)

andra CE, Mumbai - 400011, India

cial Results ember 31, 2018

res unless otherwise indicated)

Quarter ended 31-Dec-2018	Quarter ended 31-Dec-2017
(Unaudited)	(Unaudited)
244.55	82.54
207.38	70.56
207.38	70.56
134.80	46.94
134.55	46.97
45.00	45.00
576.25	



VARROC ENGINEERING LIMITED

Registered and Corporate Office: L-4, MIDC Area, Waki, Aurangabad 431 136, Maharashtra
CIN: L28920MH1988PLC047336
Tel: +91 240 6953 700/6653 695. Fax: +91 240 2984 540, E-mail: investors@varroc.com

Extract of Unaudited Consolidated Financial Results for the quarter and nine months ended December 31, 2018

(Rs. in million)

Sr. No.	Particulars	Quarter ended December 31, 2018	Nine months ended December 31, 2018	Quarter ended December 31, 2017
		Unaudited	Unaudited	Unaudited
1	Total Income from operations	29,727.31	89,452.62	26,482.30
2	Net Profit for the period (before tax)	1,266.37	4,053.52	1,258.69
3	Net Profit for the period (after tax)	1,021.70	3,034.75	1,169.70
4	Total Comprehensive Income for the period (Comprising Profit for the period (after tax) and Other Comprehensive income (after tax))	612.25	2,463.51	863.08
5	Paid-up equity share capital	134.81	134.81	134.81
6	Other equity as shown in the Audited Balance Sheet of previous year			28,145.24
7	Basic and diluted Earning Per share (Face value of Re. 1 each) (not annualized)	7.50	22.30	8.70*

*Adjusted for impact of change in face value of equity shares from Re. 10 to Re. 1 per share.

Notes:

1 Information of Standalone Unaudited Financial Results of the Company are as under:-

(Rs. in million)

Particulars	Quarter ended December 31, 2018	Nine months ended December 31, 2018	Quarter ended December 31, 2017
	Unaudited	Unaudited	Unaudited
Turnover	8,600.15	20,014.01	5,112.58



STEEL EXCHANGE INDIA LTD

Regd. Office: # 303, My Home Laxmi Nivas, Green Lands, Amrapur, Hyderabad - 500016
 Phone: +91-40-2360 3725 Fax: +91-40-2361 3257 Web: www.seil.co.in E-mail: info@seil.co.in
 CIN: L74120AP1998PLC031191

STATEMENT OF STANDALONE UNAUDITED FINANCIAL RESULTS FOR THE QUARTER AND NINE MONTHS ENDED 31ST DECEMBER, 2018

(₹ in Lakhs)

Particulars	Quarter ended		Nine months ended
	31.12.2018 (Unaudited)	31.12.2017 (Unaudited)	31.12.2018 (Unaudited)
Total income from operations (net)	29082.80	29475.13	77838.20
Net Profit / (Loss) from ordinary activities after tax	1945.99	(4332.64)	3691.71
Net Profit / (Loss) for the period after tax (after Extraordinary items)	1945.99	(4332.64)	3691.71
Paid up Equity Share Capital	7598.48	7598.48	7598.48
Earnings Per Share (Before & After extraordinary items) (of ₹ 10/- each) (Not Annualised)			
Basic :	2.56	(5.70)	5.12
Diluted:	2.56	(5.70)	5.12

Note: The above is an extract of the detailed format of Quarterly Financial Results filed with the Stock Exchanges under Regulation 33 of the SEBI (Listing and Other Disclosure Requirements) Regulations, 2015. The full format of the Quarterly Financial Results is available on the Stock Exchange website www.seil.co.in and on the Company's website www.seil.co.in

By order of the Board
 For Steel Exchange India Limited
 Sd/-
B. Satish Kumar
 Chairman & Managing Director

Place: Visakhapatnam
 Date : 07.02.2019

Simhadri TMT
 WORLD CLASS STEEL BARS

JTEKT INDI

(Formerly known as Sona Roy)
 (CIN - L29119DL1)
 Regd. Office: UGF-8, Indraprastha, 21, I
 Tel. No. : 011-2331
 E-mail: investor@jtekt

Notice for Issue of Dupli

Members of the public are hereby informed th
 are given hereunder have been reported int
 received from concerned shareholders the 1
 certificates in lieu of the original share certificate

Sl. No.	Share No.	No. of Shares	Distinctive
			From
1.	58352	50*	8151805
2.	58353	50*	8151856
3.	9138	100*	915508

*(Face Value of Rs. 10/- each)
 Any person having any objection to the issue
 the same in writing with the Company at the R
 of publication of this Notice. Members of the
 above mentioned share certificates.

Place: Gurugram
 Date: 08.02.2019

Direct



AIA ENGINEERING LIMITED

Regd. Office : 115, GVMM Estate, Odhav Road, Ahmedabad 382 410
 CIN: L29259GJ1991PLC015182; Ph. 079-22901078 Fax: 079-22901077; Website: www.aiaengineering.com, Email: ric@

Statement of Unaudited Consolidated Results for the Quarter and Nine Months Ended 31st December

Sr. No.	Particulars	Cons	
		Quarter Ende	
		31/12/2018	31/12
		Un-audited	Un-audited
1	Total Income from Operations (Net)	72,643.69	57,2
2	Net Profit / (Loss) for the period (before Tax, Exceptional and/or Extraordinary items)	17,053.44	14,
3	Net Profit / (Loss) for the period before tax (after Exceptional and/or Extraordinary items)	17,053.44	14,
4	Net Profit / (Loss) for the period after tax (after Exceptional and/or Extraordinary items)	12,922.44	11,
5	Total Comprehensive Income for the period (Comprising Profit / (Loss) for the period (after tax) and Other Comprehensive Income (after tax))	9,067.37	10,
6	Equity Share Capital	1,886.41	1,
7	Earnings Per Share (EPS) (of ₹ 2 each) (for continuing and discontinued operations)		
	a. Basic	13.67	
	b. Diluted	13.67	

Notes:

1 The details of the following items on the Standalone basis:

Particulars	Quarter Ende	
	31/12/2018	31/12
	Un-audited	Un-audited
Turnover	67,043.07	48,1
Profit Before Tax	14,377.36	11,3
Profit After Tax	10,268.77	9,0
Total Comprehensive income for the period (after tax)	9,700.35	8,3

2 The above is an extract of the detailed format of Financial Results for the Quarter and Nine Months ended 31

RURAL DEVELOPMENT

Bandra (E), Mumbai - 400 051.

CERTIFICATE

Certificates have been reported
intends to make payment/issue

should lodge such claim with
refrom:

No. of Bonds	Original Certificate No.
5	00009252
5	00006779
5	00006553
70	00011124
20	00007153
5	00000552
5	00005910
5	00005911
5	00007472
12	00006447
5	00000855
20	00010015
10	00005947
18	00003774
24	00003797

Dy. General Manager
Finance Department

ng Rural India >> Forward



STEEL EXCHANGE INDIA LTD

Regd. Office: # 303, My Home Laxmi Nivas, Green Lands, Ameerpet, Hyderabad - 500016
Phone: +91-40-2340 3725 Fax: +91-40-2341 3287 Web: www.sell.co.in E-mail: info@sell.co.in
CIN: L74100AP1999PLC031191

STATEMENT OF STANDALONE UNAUDITED FINANCIAL RESULTS FOR THE QUARTER AND NINE MONTHS ENDED 31ST DECEMBER, 2018
(₹ in Lakhs)

Particulars	Quarter ended		Nine months ended
	31.12.2018 (Unaudited)	31.12.2017 (Unaudited)	31.12.2018 (Unaudited)
Total income from operations (net)	29682.80	26475.15	77838.26
Net Profit / (Loss) from ordinary activities after tax	1945.99	(4332.64)	3891.71
Net Profit / (Loss) for the period after tax (after Extraordinary items)	1945.99	(4332.64)	3891.71
Paid up Equity Share Capital	7598.48	7598.48	7598.48
Earnings Per Share (Before & After extraordinary items) (of ₹ 10/- each) (Not Annualised)			
Basic	2.56	(5.70)	5.12
Diluted	2.56	(5.70)	5.12

Note: The above is an extract of the detailed format of Quarterly Financial Results filed with the Stock Exchanges under Regulation 33 of the SEBI (Listing and Other Disclosure Requirements) Regulations, 2015. The full format of the Quarterly Financial Results is available on the Stock Exchange website www.bseindia.com and on the Company's website www.sell.co.in

By order of the Board
For Steel Exchange India Limited

Place: Visakhapatnam
Date : 07.02.2019

Simhadri TMT
WORLD CLASS STEEL BARS

Sd/-
B. Satish Kumar
Chairman & Managing Director


(INDIA) LIMITED

08588
h Floor, Plot No. G-1,
Complex, Kolkata 700 091
(33) 2357 6653
bustion.in

(Standalone) for the 31st December, 2018

(₹. in Lacs)

month ended 31.12.2018	Quarter Ended 31.12.2017	Year ended 31.03.2018
46.38	3,005.16	11057.19
28.44	54.57	(359.71)
28.44	54.57	(359.71)
37.93	50.15	(234.91)
37.06	46.30	(248.79)
39.03	239.03	239.03
2.84	2.10	(9.83)
2.84	2.10	(9.83)



National Stock Exchange of India Limited

CIN: U67120MH1992PLC069766

Regd. Office : Exchange Plaza, C-1, Block G, Bandra Kurla Complex, Bandra (E), Mumbai - 400 051

Extract of Unaudited Standalone Financial Results for the Quarter and Nine months ended December 31, 2018

(₹ in Crores unless otherwise indicated)

Sr. No.	Particulars	Quarter ended 31.12.2018 (Unaudited)	Nine months ended 31.12.2018 (Unaudited)	Quarter ended 31.12.2017 (Unaudited)
1	Total income from operations	628.20	1,845.75	548.13
2	Net Profit for the period (before Tax, Exceptional and/or Extraordinary items)	507.20	1,554.45	470.01
3	Net Profit for the period before tax (after Exceptional and/or Extraordinary items)	507.20	1,554.45	470.01
4	Net Profit for the period after tax (after Exceptional and/or Extraordinary items)	326.16	1,048.79	331.76
5	Total Comprehensive Income for the period [Comprising Profit / (Loss) for the period (after tax) and other Comprehensive Income (after tax)]	337.60	1,038.12	338.26
6	Equity Share Capital	49.50	49.50	49.50
7	Reserves (excluding Revaluation Reserve) as shown in Audited Balance Sheet of the previous year	-	5,921.26	-
8	Earnings per equity share (₹ ₹ 1 each)			

B. Standard Claimant 9/2/19

D RURAL DEVELOPMENT
Bandra(E), Mumbai-400 051.

CERTIFICATE

Certificates have been reported
Intends to make payment/issue

should lodge such claim with
refrom:

No. of Bonds	Original Certificate No.
5	00009352
5	00006779
5	00006553
70	00011124
20	00007153
5	00000552
5	00005910
5	00005911
5	00007472
12	00006447
5	00000855
20	00010015
10	00005947
18	00003774
24	00003797

Dy. General Manager
Finance Department

ing Rural India >> Forward



STEEL EXCHANGE INDIA LTD
Regd. Office: # 383, My Home Laxmi Nivas, Green Laxmi, Amrapet, Hyderabad - 500016.
Phone: +91-40-2346 3725 Fax: +91-40-2341 3287 Web: www.seil.co.in E-mail: info@seil.co.in
CIN: L74100AP1995PLC031191

STATEMENT OF STANDALONE UNAUDITED FINANCIAL RESULTS FOR THE QUARTER AND NINE MONTHS ENDED 31ST DECEMBER, 2018
(₹ in Lakhs)

Particulars	Quarter ended		Nine months ended
	31.12.2018 (Unaudited)	31.12.2017 (Unaudited)	31.12.2018 (Unaudited)
Total income from operations (net)	29082.80	38475.35	77938.26
Net Profit / (Loss) from ordinary activities after tax	1945.99	(4332.64)	3891.71
Net Profit / (Loss) for the period after tax (after Extraordinary items)	1945.99	(4332.64)	3891.71
Paid up Equity Share Capital	7598.48	7598.48	7598.48
Earnings Per Share (Before & After extraordinary items) (of ₹ 10/- each) (Not Annualised)			
Basic	2.56	(5.70)	5.12
Diluted	2.56	(5.70)	5.12

Note: The above is an extract of the detailed format of Quarterly Financial Results filed with the Stock Exchanges under Regulation 33 of the SEBI (Listing and Other Disclosure Requirements) Regulations, 2015. The full format of the Quarterly Financial Results is available on the Stock Exchange website www.bseindia.com and on the Company's website www.seil.co.in

By order of the Board
For Steel Exchange India Limited
Sd/-
B. Satish Kumar
Chairman & Managing Director

Place: Visakhapatnam
Date: 07.02.2019
Simhadri TMT
WORLD CLASS STEEL BARS

(INDIA) LIMITED

08588
h Floor, Plot No. G-1,
Complex, Kolkata 700 091
(33) 2357 6653
bustion.in

(Standalone) for the
31st December, 2018
(Rs. in Lacs)

Month ended	Quarter Ended	Year ended
31.12.2018	31.12.2017	31.03.2018
(Audited)	(Audited)	(Audited)
16.38	3,005.16	11057.19
38.44	54.57	(358.71)
38.44	54.57	(358.71)
17.93	50.15	(234.91)
17.06	46.30	(248.73)
19.03	239.03	239.03
2.84	2.10	(9.83)
2.84	2.10	(9.83)



NSE
NIFTY 50
Stock of the nation

National Stock Exchange of India Limited
CIN : U67120MH1992PLC069769

Regd. Office : Exchange Plaza, C-1, Block G, Bandra Kurla Complex, Bandra (E), Mumbai - 400 051

Extract of Unaudited Standalone Financial Results for the Quarter and Nine months ended December 31, 2018
(₹ in Crores unless otherwise indicated)

Sr. No.	Particulars	Quarter ended	Nine months ended	Quarter ended
		31.12.2018 (Unaudited)	31.12.2018 (Unaudited)	31.12.2017 (Unaudited)
1	Total income from operations	628.20	1,845.75	548.13
2	Net Profit for the period (before Tax, Exceptional and/or Extraordinary items)	507.20	1,554.45	470.01
3	Net Profit for the period before tax (after Exceptional and/or Extraordinary items)	507.20	1,554.45	470.01
4	Net Profit for the period after tax (after Exceptional and/or Extraordinary items)	326.16	1,048.79	331.76
5	Total Comprehensive Income for the period (Comprising Profit / (Loss) for the period (after tax) and other Comprehensive Income (after tax))	337.60	1,038.12	310.26
6	Equity Share Capital	49.50	49.50	49.50
7	Reserves (excluding Revaluation Reserve) as shown in Audited Balance Sheet of the previous year	-	5,921.26	-
8	Earnings per equity share (FV ₹ 1 each)			

B. Standard Hyderabad 9/2/15 1

RURAL DEVELOPMENT
Bandra(E), Mumbai-400 051

CERTIFICATE

Certificates have been reported
tenders to make payment/issue

should lodge such claim with
reference to:

No. of Bonds	Original Certificate No.
5	00009352
5	00006779
5	00006553
70	00011124
20	00007153
5	00000552
5	00005910
5	00005911
5	00007472
12	00006447
5	00000855
20	00010015
10	00005947
18	00005774
24	00005795

Dy. General Manager
Finance Department

ing Rural India >> Forward

(INDIA) LIMITED

08588
h Floor, Plot No. G-1,
Complex, Kolkata 700 091
(33) 2357 6653
bustion.in

(Standalone) for the
31st December, 2018

(Rs. in Lacs)

month ended 2018	Quarter Ended 31.12.2017	Year ended 31.03.2018
16.38	3,005.16	11057.19
38.44	54.57	(359.71)
38.44	54.57	(359.71)
57.93	50.15	(234.91)
57.06	46.30	(248.79)
39.03	239.03	239.03
2.84	2.10	(9.83)
2.84	2.10	(9.83)



STEEL EXCHANGE INDIA LTD

Regd. Office: # 303, My Home Laxmi Nivas, Green Laxmi, Amrapet, Hyderabad - 500016
Phone: +91-40-2340 3725 Fax: +91-40-2341 3267 Web: www.seil.co.in E-mail: info@seil.co.in
CIN: L74130AP1999PLC031131

**STATEMENT OF STANDALONE UNAUDITED FINANCIAL RESULTS FOR
THE QUARTER AND NINE MONTHS ENDED 31ST DECEMBER, 2018**
(₹ in Lakhs)

Particulars	Quarter ended		Nine months ended
	31.12.2018 (Unaudited)	31.12.2017 (Unaudited)	31.12.2018 (Unaudited)
Total income from operations (net)	2902.80	29475.15	77838.26
Net Profit / (Loss) from ordinary activities after tax	1945.99	(4332.64)	3891.71
Net Profit / (Loss) for the period after tax (after Extraordinary items)	1945.99	(4332.64)	3891.71
Paid up Equity Share Capital	7598.48	7598.48	7598.48
Earnings Per Share (Before & After extraordinary items) (of ₹ 10/- each) (Not Amortised)			
Basic :	2.56	(5.70)	3.12
Diluted:	2.56	(5.70)	3.12

Note: The above is an extract of the detailed format of Quarterly Financial Results filed with the Stock Exchanges under Regulation 33 of the SEBI (Listing and Other Disclosure Requirements) Regulations, 2015. The full format of the Quarterly Financial Results is available on the Stock Exchange website www.bseindia.com and on the Company's website www.seil.co.in

By order of the Board
For Steel Exchange India Limited

Simhadri TMT
WORLD CLASS STEEL BARS

Place: Visakhapatnam
Date : 07.02.2019

B. Satish Kumar
Chairman & Managing Director



National Stock Exchange of India Limited

CIN : U67120MH1992PLC089709

Regd. Office : Exchange Plaza, C-1, Block G, Bandra Kurla Complex, Bandra (E), Mumbai - 400 051

**Extract of Unaudited Standalone Financial Results
for the Quarter and Nine months ended December 31, 2018**

(₹ in Crores unless otherwise indicated)

Sr. No.	Particulars	Quarter ended 31.12.2018 (Unaudited)	Nine months ended 31.12.2018 (Unaudited)	Quarter ended 31.12.2017 (Unaudited)
1	Total income from operations	628.20	1,845.75	548.13
2	Net Profit for the period (before Tax, Exceptional and/or Extraordinary items)	507.20	1,554.45	470.01
3	Net Profit for the period before tax (after Exceptional and/or Extraordinary items)	507.20	1,554.45	470.01
4	Net Profit for the period after tax (after Exceptional and/or Extraordinary items)	326.16	1,048.79	331.76
5	Total Comprehensive Income for the period (Comprising Profit / (Loss) for the period (after tax) and other Comprehensive Income (after tax))	337.60	1,038.12	318.26
6	Equity Share Capital	49.50	49.50	49.50
7	Reserves (excluding Revaluation Reserve) as shown in Audited Balance Sheet of the previous year		5,923.26	
8	Earnings per equity share (₹ ₹ 1 each)			

B. Standard Kollie 9/2/15

D RURAL DEVELOPMENT

Bandra(E), Mumbai-400 051.

CERTIFICATE

Certificates have been reported
intends to make payment/issue

should lodge such claim with
refrom:

No. of Bonds	Original Certificate No.
5	00009352
5	00006779
5	00006553
70	00011124
20	00007153
5	00000552
5	00005910
5	00005911
5	00007472
12	00006447
5	00000855
20	00010015
10	00005947
18	00003774
24	00003797

Dy. General Manager
Finance Department

ng Rural India >> Forward



STEEL EXCHANGE INDIA LTD

Regd. Office: # 303, My Home Laxmi Nivas, Green Laxmi, Amerpet, Hyderabad - 500016
Phone: +91-40-2340 3725 Fax: +91-40-2341 3267 Web: www.seil.co.in E-mail: info@seil.co.in
CIN: L74100AP1999PLC031720

STATEMENT OF STANDALONE UNAUDITED FINANCIAL RESULTS FOR THE QUARTER AND NINE MONTHS ENDED 31ST DECEMBER, 2018
(₹ in Lakhs)

Particulars	Quarter ended		Nine months ended
	31.12.2018 (Unaudited)	31.12.2017 (Unaudited)	
Total income from operations (net)	29082.80	28475.13	77618.26
Net Profit / (Loss) from ordinary activities after tax	1945.99	(4332.64)	3891.71
Net Profit / (Loss) for the period after tax (after Extraordinary items)	1945.99	(4332.64)	3891.71
Paid up Equity Share Capital	7598.48	7598.48	7598.48
Earnings Per Share (Before & After extraordinary items) (of ₹ 10/- each) (Not Annualised)			
Basic :	2.56	(5.70)	5.12
Diluted:	2.56	(5.70)	5.12

Note: The above is an extract of the detailed format of Quarterly Financial Results filed with the Stock Exchanges under Regulation 33 of the SEBI (Listing and Other Disclosure Requirements) Regulations, 2015. The full format of the Quarterly Financial Results is available on the Stock Exchange website www.seilindia.com and on the Company's website www.seil.co.in

By order of the Board
For Steel Exchange India Limited
Sd/-
B. Satish Kumar
Chairman & Managing Director

Place: Visakhapatnam
Date : 07.02.2019

Simhadri TMT
WORLD CLASS STEEL BARS

(INDIA) LIMITED

08588
h Floor, Plot No. G-1,
Complex, Kolkata 700 091
(33) 2357 6653
bustion.in

(Standalone) for the
31st December, 2018
(₹ in Lacs)

Month ended	Quarter Ended	Year ended
2018	31.12.2017	31.03.2018
(Audited)		(Audited)
16.38	3,005.16	11057.19
18.44	54.57	(358.71)
18.44	54.57	(358.71)
17.93	50.15	(234.91)
17.06	46.30	(248.70)
19.03	239.03	239.03



National Stock Exchange of India Limited

CIN : U67120MH1992PLC009769

Regd. Office : Exchange Plaza, C-1, Block G, Bandra Kurla Complex, Bandra (E), Mumbai - 400 051

Extract of Unaudited Standalone Financial Results for the Quarter and Nine months ended December 31, 2018
(₹ in Crores unless otherwise indicated)

Sr. No.	Particulars	Quarter ended		Quarter ended
		31.12.2018 (Unaudited)	31.12.2018 (Unaudited)	
		31.12.2018 (Unaudited)	31.12.2018 (Unaudited)	31.12.2017 (Unaudited)
1	Total income from operations	628.20	1,845.75	548.13
2	Net Profit for the period (before Tax, Exceptional and/or Extraordinary items)	507.20	1,554.45	470.01
3	Net Profit for the period before tax (after Exceptional and/or Extraordinary items)	507.20	1,554.45	470.01
4	Net Profit for the period after tax (after Exceptional and/or Extraordinary items)	326.16	1,048.79	331.76
5	Total Comprehensive Income for the period [Comprising Profit / (Loss) for the period (after tax) and other Comprehensive Income (after tax)]	337.60	1,038.12	318.26
6	Equity Share Capital	49.50	49.50	49.50
7	Reserves (excluding Revaluation Reserve) as shown in Audited Balance Sheet of the	-	5,921.26	-

B. Standard Dhruv news 9/2/19

7

imited
33)
Combatore - 641 045.
E-mail: secretary@precot.com
e months ended 31-Dec-18
Rs. in Lakhs

Corresponding 3 months ended in the previous year 31-Dec-17	Nine months ended 31-Dec-18
18,046	60,458
(746)	83
(746)	83
(746)	83
(755)	60
1,200	1,200
(6.22)	0.69

with the Stock Exchanges under (Listings and Other Disclosure Requirements) Regulations, 2015. The full format of the Quarterly Financial Results is available on the Stock Exchange website www.bseindia.com and on the Company's website www.seel.co.in

By order of the Board
win Chandran (DIN - 00001884)
Chairman and Managing Director

STEEL EXCHANGE INDIA LTD

Regd. Office: # 303, My Home Laami Nivas, Green Lands, Ammerpet, Hyderabad - 500018
Phone: +91-40-2340 3725 Fax: +91-40-2341 3267 Web: www.seel.co.in E-mail: info@seel.co.in
CIN: L74100AP1999PLC031191

STATEMENT OF STANDALONE UNAUDITED FINANCIAL RESULTS FOR THE QUARTER AND NINE MONTHS ENDED 31ST DECEMBER, 2018

Particulars	Quarter ended		Nine months ended
	31.12.2018 (Unaudited)	31.12.2017 (Unaudited)	
Total income from operations (net)	29082.80	28473.15	77838.26
Net Profit / (Loss) from ordinary activities after tax	1943.99	(4132.64)	1891.71
Net Profit / (Loss) for the period after tax (after Extraordinary items)	1943.99	(4332.64)	1891.71
Paid up Equity Share Capital	7598.48	7598.48	7598.48
Earnings Per Share (Before & After extraordinary items) (of ₹ 10/- each) (Not Annualised)			
Basic:	2.56	(5.70)	5.12
Diluted:	2.56	(5.70)	5.12

Note: The above is an extract of the detailed format of Quarterly Financial Results filed with the Stock Exchanges under Regulation 33 of the SEBI (Listing and Other Disclosure Requirements) Regulations, 2015. The full format of the Quarterly Financial Results is available on the Stock Exchange website www.bseindia.com and on the Company's website www.seel.co.in

By order of the Board
For Steel Exchange India Limited
Sd/-
B. Satish Kumar
Chairman & Managing Director

Place: Visakhapatnam
Date: 07.02.2019

Simhadri TMT
WORLD CLASS STEEL BARS

VARROC ENGINEERING LIMITED

Registered and Corporate Office: L-4, MDC Area, Wajra, Aurangabad 431 136, Maharashtra
CIN: L28920MH1988PLC047335
Tel: +91 240 6653 700/6653 699, Fax: +91 240 2554 540, E-mail: investors@varroc.com

Extract of Unaudited Consolidated Financial Results for the quarter and nine months ended December 31, 2018

Sl. No.	Particulars	Rs. in million		
		Quarter ended December 31, 2018 (Unaudited)	Nine months ended December 31, 2018 (Unaudited)	Quarter ended December 31, 2017 (Unaudited)
1	Total income from operations	29,727.31	89,452.62	25,482.30
2	Net Profit for the period (before tax)	1,266.27	4,053.52	1,258.69
3	Net Profit for the period (after tax)	1,021.70	3,034.75	1,169.70
4	Total Comprehensive Income for the period (Comprising Profit for the period (after tax) and Other Comprehensive Income (after tax))	612.25	2,463.51	863.08
5	Paid-up equity share capital	134.81	134.81	134.81
6	Other equity as shown in the Audited Balance Sheet of previous year			28,145.24
7	Basic and diluted Earning Per share (Face value of Re.1 each) (not annualised)	7.60	22.30	8.70*

*Adjusted for impact of change in face value of equity shares from Rs. 10 to Rs. 1 per share.

Notes:
1 Information of Standalone Unaudited Financial Results of the Company are as under:-

Particulars	Rs. in million		
	Quarter ended December 31, 2018 (Unaudited)	Nine months ended December 31, 2018 (Unaudited)	Quarter ended December 31, 2017 (Unaudited)
Turnover	6,600.15	20,014.01	5,112.56
Profit before tax	543.84	1,586.04	261.97

ORPORATION LIMITED)
ra (E), Mumbai - 400051, India
al Results
nber 31, 2018
s unless otherwise indicated)
months ended 31-Dec-2018
Quarter ended 31-Dec-2017
(Unaudited) (Unaudited)
344.55 82.54
207.38 70.56
207.38 70.56
134.80 46.94
134.55 46.97
45.00 45.00
576.25